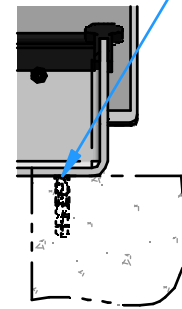


Capot T1-Lanterneau - 1000x1000 mm

Loquet

Poignée

Fixation  
sur la base du cadre  
en fonction  
de la nature du support



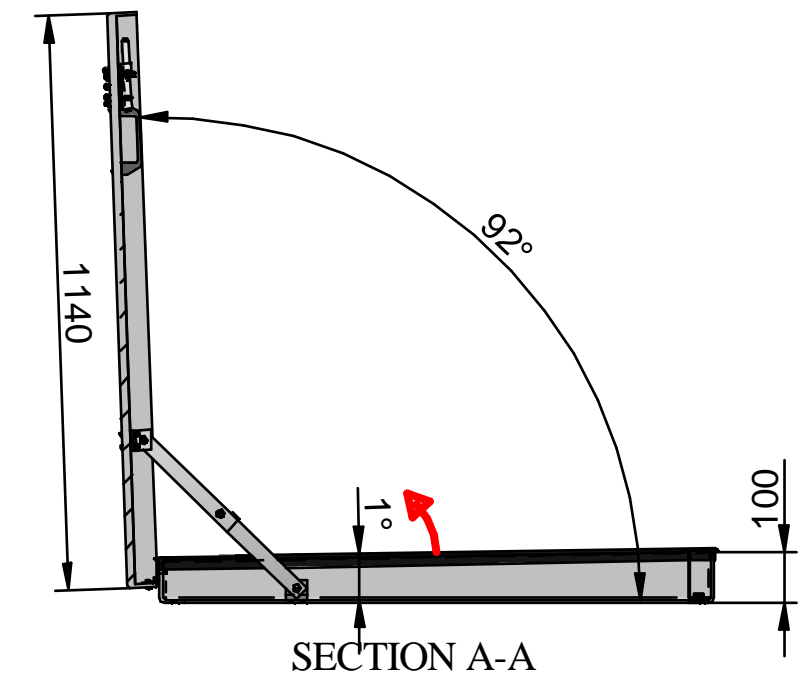
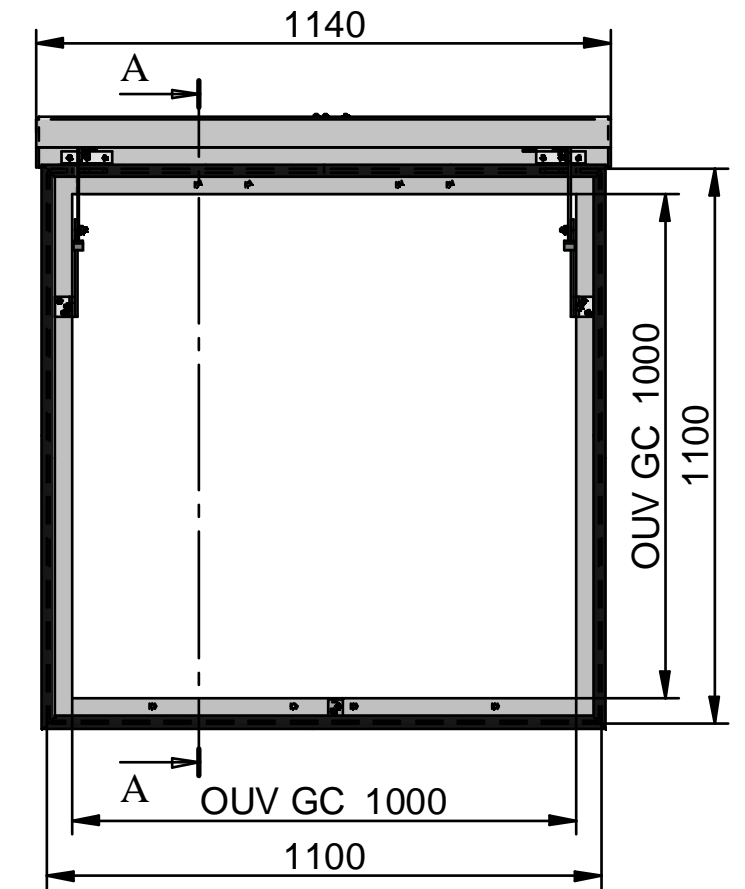
Compas Droit

Joint réf: 540

Cadre T1-Lanterneau - 1000x1000 mm

Compas Gauche

Equerre Loquet



x 1

ÉCOULEMENT PLUVIALE



Masse de la Trappe : 20 Kg  
**TENUE 250 KG/M2**

Trappe T1-Lanterneau - 1000x1000 mm

Plan n° : ID - F 0325 - TR

Rev : A